

Ewellix Academy

NAVIGATION INSTRUCTIONS

For our distributors

Ewellix has a long history in linear motion, starting over 50 years ago as part of the SKF group. Our application and product knowledge helps us develop **advanced linear motion solutions** to empower your customers in reaching **higher level of productivity, performance, and profitability**. To help our distributors become the knowledge centers for their customers, we are happy to announce the **launch of Ewellix Academy**.

Ewellix Academy is the **e-learning portal dedicated to you**, our distributor partner. You will be able to access self-paced courses specifically created by our product and industry experts.

Each course will offer an **overview** of the product, **details** about the product range and **application examples** to allow you to answer the most common questions about Ewellix products. The courses are divided in short, easy to digest sections to allow you to complete the course at your own pace. After the course and the tests are completed, each user will receive a **certificate of completion**.

Visit academy.ewellix.com and join us!

1. How to register*

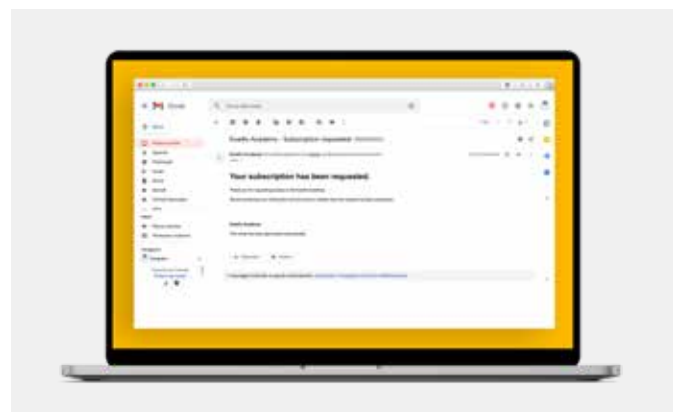
Create a new account by clicking on the “Join our Academy!” button on the main screen.

*if you are already registered, simply login



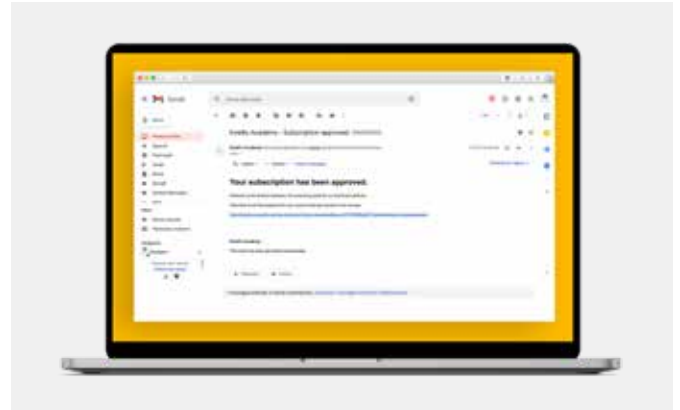
1a. Approval process

Once registered you will receive a confirmation email stating that your request is being reviewed for approval.



1b. Subscription approved

Once approved you will receive an email with the approval notification and the link for setting the password.



1c. Set new password

From the previous email you will be taken to a screen where you can create your password.



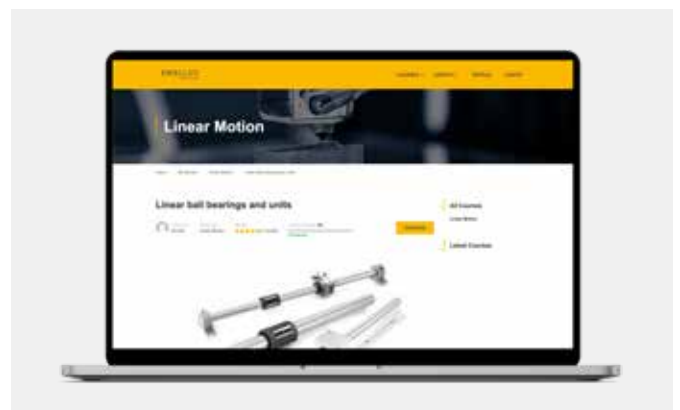
2. Login into the Ewellix Academy

After creating the password you will be able to login to Ewellix Academy immediately.



3. Select the course

Once you login, access the course from the top menu and simply choose the one you want to take.



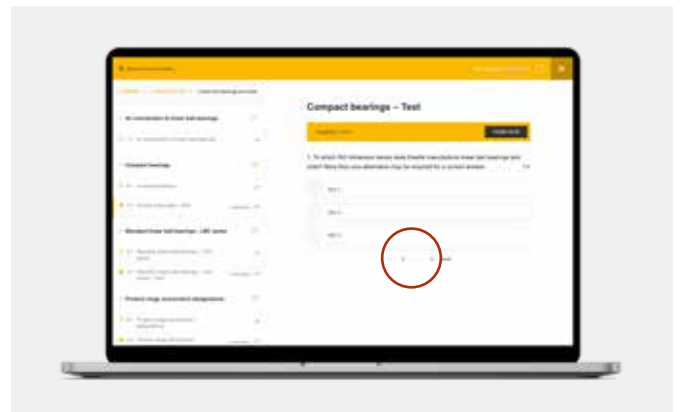
4. The course layout

The courses are divided in chapters. Each chapter has a short video and a test. You can navigate through the chapters/tests using the menu on the left side.



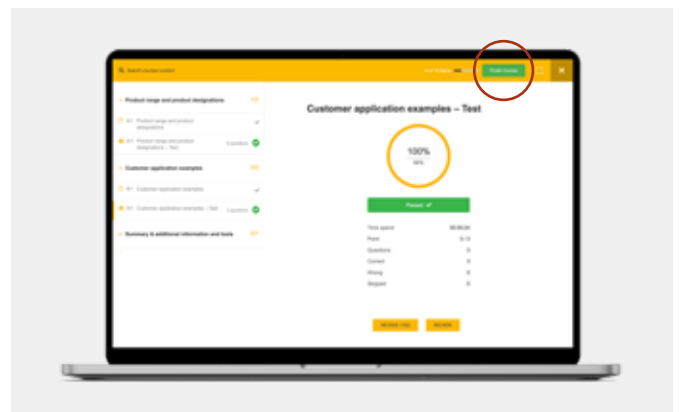
5. Complete the test

After watching the video, complete the test and move to the next section. The tests have multiple questions and you can advance using the numbers at the bottom below the answers.



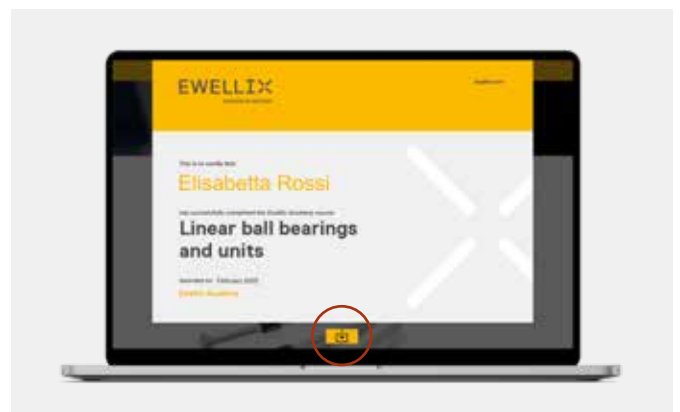
6. Finish the course

Once all the tests are successfully completed, click on "Finish course" in the top-right corner of your screen.



7. Download your certificate

You will now be shown your certificate with the option to download it.



Ewellix Product range



To discover all the products visit our website
www.ewellix.com

ewellix.com

© Ewellix

All contents of this publication are the property of Ewellix, and may not be reproduced or given to third parties (even extracts) without permission. Although great care has been taken in the production of this catalog, Ewellix does not take any responsibility for damage or other loss resulting from omissions or typographical errors. The photo may differ slightly in appearance from the actual product. Due to continuous improvements being made in our products, the product's appearance and specifications are subject to change without notice.

TC-08052-EN-March 2022